

# USING BEANSTACK

## Log Your Colorful Fun with Beanstack!



### What is Beanstack?

**Beanstack** is the website and mobile application that is used for logging your reading and activities during **Summer Splash**. From this site, you can track your books and time spent reading, activities you've accomplished, and the **GO Franklin!** markers you've visited.

### Why should I use Beanstack?

**GO Franklin!** is digital! While you still have your physical rubbing sheets and booklets, we will be tracking everyone's progress digitally through **Beanstack**, including our drawings for the five prize winners.

### What if I don't have a phone or computer to log my hikes?

That is perfectly fine! Call or visit any **Franklin County Library**, and a staff member can log the marker for you. Just have your rubbing sheet nearby so that staff can verify the marker for you!

### Learn More

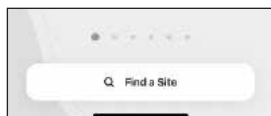
For more information about using **Beanstack** and all of the **Summer Splash** activities, visit <https://discovery.fclspa.org/families>.

### Getting Started on the Beanstack Tracker App


1. Download the **Beanstack Tracker App** to your smartphone from the **Google Play Store** or the **App Store**.
2. Launch the app and press the blue **Find your school or library** button. (**Please note:** Do not select "Beanstack Go." You will not find **GO Franklin!** activities here.)



3. Select **Find a Site** to search for our **Beanstack** site



4. A search bar will then appear. Search for "Franklin County Library" and tap on our name.



# USING BEANSTACK

A screenshot of the Beanstack mobile app's sign-in screen. At the top, it says "Sign In" with a back arrow. Below is the Franklin County Libraries logo. There are two input fields: "Library Card Number or Username" and "Password". A link "Forgot your password?" is below the password field. A large "Sign In" button is at the bottom, with a smaller link "Don't have an account? Sign up!" below it.

5. Log into Beanstack with an existing username and password, or press Sign Up! to create an account. We recommend using your library card number as your username.

a. **Tip:** If you are logging parks for multiple kids, we recommend creating one account under the parent/guardian's name & library card and adding multiple "readers" to the adult's account.

b. **Tip:** Add an email to your account to be notified of earned rewards.

**Having trouble logging in?** Contact [sapplegate@fclspa.org](mailto:sapplegate@fclspa.org) for help!

Once you are logged in, you can access all the functions of the app, including:

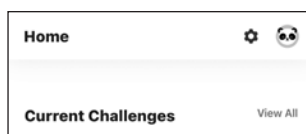
- Registering for summer programs
- Tracking **GO Franklin!** park posts
- Viewing statistics of your reading
- Logging new books

## How to log your Markers (park posts) in Beanstack

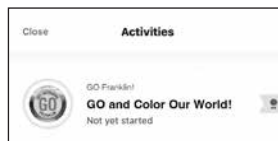
Congratulations! You've found one of the 15 markers! Now you can digitally track your progress (and unlock virtual badges!) on **Beanstack**. You'll need your rubbing sheet nearby to complete logging.

Follow these steps to track your progress:

1. Open your **Beanstack Tracker App** and log in.
2. Register for **GO and Color Our World!** (if you have not yet done so).
  - a. To register for the challenge, open your **Beanstack** app and tap on "View All" next to "Current Challenges."



- b. Scroll down, find "GO and Color Our World" under "More Challenges," and tap on it. Tap "Join Challenge."



3. Under "Current Challenges", select "GO and Color Our World." This will take you to the page of this challenge. Tap "Activities" on the top menu bar.

# USING BEANSTACK

The screenshot shows the 'Activities' section of the Beanstack app. It lists three activities: 'Black & White - Michaux State Forest', 'Chalk - Caledonia State Park, Trolley Trail', and 'Clay - Monterey Pass Battlefield Park'. Each activity has a 'Directions' link. Below the list, there is a form to enter a secret code. The form has a text input field with the placeholder '1234', a 'Save' button, and another text input field with the placeholder 'Enter the secret code...'. Below this second field is another 'Save' button.

## Bonus!

Every **GO Franklin!** hike you complete counts as 25 minutes of reading time! Don't forget to log those extra minutes to earn additional reading badges and library prizes.



4. Scroll to find the name of the marker (park post) you just found. Using your rubbing sheet, find the secret code for this marker (post) below the rubbing. Enter the secret code and remember to **save** your answer.

5. Points and badges will be awarded to you as you identify more markers!

Remember, the more park posts you identify, the more chances you'll receive to win one of five prizes! For more information about using **Beanstack** and all of the **Summer Splash** activities, visit <https://discovery.fclspa.org/families>.